

# May 2015 Newsletter

## MARIN KNITTERS' GUILD

### APRIL 11, 2015 MEETING MINUTES

The meeting was called to order by Co-President Diane Sack. 14 members attended the meeting.

### TREASURER'S REPORT

There is currently \$1,152.54 in the treasury. Membership fees are still pending by a few members. Those members who still owe money are requested to pay prior to September, when the annual membership fees will become due for next year.

### CHARITY REPORTS AND DONATIONS

Nazee brought some yarn to share. Weaving yarn was brought to Legacy in Sebastopol for donation and was accepted by the local Weaving Guild.

### Member related news

Elaine informed the group about the passing away of two former guild members. Diana Risch, a former Marin Knitters' Guild member died on 3/30/2015 after a "long illness." Diana had worked for Dharma Trading for a time, and hosted knitting circles in her beautiful San Anselmo Hills home.

Another former member, Angela Faillace passed away last Tuesday, 3/31/2015. She went peacefully in her sleep, according to her son-in-law.




### In Stitches


Knitting is a boon for those of us who are easily bored. I take my knitting everywhere to take the edge off of moments that would otherwise drive me stark raving mad!!


---- Stephanie Pearl-McPhee


## APRIL PROGRAM


April program was Trouble-shooting & Altering patterns to fit. Ideas shared by members included:


 Make a decent-sized gauge swatch as 4 X 4 size Swatch is inadequate. The swatch could be used as a pocket or the sleeve and adjust according to recommended pattern fit. To use later, the end should not be cut and the skein can be saved until needed. This could depend upon the type of yarn as some types could be stretchy.

 Instead of increasing or decreasing, another idea is to use several size needles to create the shape in back and front for any type of knitted garments.

 Sew in a seam, if too wide.

 Do not be afraid to rip or even cut – this tip works well for sleeves

 Use a schematic on computer to ensure that what you knit will fit properly

 Measure, Adjust and block – important tip for Shaping

Important online resources to help with troubleshooting are [knittinghelp.com](http://knittinghelp.com), YouTube, LYshop. Lisa Kartus' book – KnitFix is a good resource.

## FUTURE PROGRAMS & WORKSHOPS

- May Meeting : Modular Knitting
- Election of new Officers for 2015-2016.

## MEDIA REPORT

The Bernat Tizzy Yarn that is sold at Joanne Fabrics and at Michaels was recently recalled due to an increased report of the yarn entanglement in finished knitted and crocheted items.

## OLD BUSINESS

There were suggestions from the members for more lectures/demos/speakers. This will be considered by the New Programs Chair when the elections are held at our May meeting.

## MARIN COUNTY FAIR

Elaine Johnson reminded the group that projects for the Marin County Fair were due in May.

## SHOW & TELL



*Lois demonstrating her new sweater*



*Leona modeling her new jacket that is not her colors!!*



*Diane showing off her beautiful lace sweater*



*Kathryn's Jacket (finished by Phyllis)*

*Respectfully Submitted by Acting Secretary  
Marilyn Klag*

### **Riddle:**

**What can you use if you are knitting during lunch  
hour at work and you forgot your stitch markers?  
Scroll down to find the answer.....**



**Answer to Riddle: Paper clips**



## 2014-15 OFFICERS

### *Co-Presidents*

*Christine Bo-Linn*

*Diane Sack*

### *Acting -Secretary*

*Marilyn Klag*

### *Treasurer*

*Dana Dunn*

### *Programs Committee & Vice Presidents*

*Elaine Johnson*

*Marilyn Klag*

### *Newsletter*


*Radhika Sitaraman*

### *E-Mail:*

*marinknittersguild@yahoo.com*

### *We are on the Web!*

*www.marinknittersguild.org*



## MEMBER INFORMATION

### **MARIN KNITTERS GUILD NEWSLETTER:**

**Reminder:** Please email information for the 2014-2015 Newsletters to Radhika Sitaraman. She will publish information on websites, pod casts or blogs on knitting or other related crafts.

**MEMBERSHIP:** The only requirement for joining our Guild is an interest in knitting and crocheting. New and experienced crafters are equally welcome.

**YAHOO GROUPS LIST:** Marin Knitters Guild members who are not receiving Yahoo Group emails, should email [marinknittersguild@yahoo.com](mailto:marinknittersguild@yahoo.com) to get on our distribution list.

**PHOTOS:** Members may access additional Guild photos on our Yahoo! website.



## **About Our Organization...**

The Marin Knitters' Guild is the official chapter of [TKGA](#) (The Knitting Guild Association) in Marin County, California. The guild was established in 1987 to promote interest in the craft and workmanship of knitting. While our name states Marin Knitters' Guild, today our membership hails from the counties of San Francisco, San Mateo, Solano and Sonoma as well as Marin.

Knitters with all levels of experience are welcome to participate. We encourage beginners to join and learn from the experienced. The Guild draws on talent and expertise of its membership and the knitting and fiber-arts community at large for programs and workshops.

Visitors are welcome to all Marin Knitters' Guild meetings. We ask that you join us with your paid membership on your second meeting, so that we may continue to support our programs. Dues are \$30 annually, payable at the September meeting, and include a monthly newsletter containing the previous meeting's minutes.

We have mini-workshops in most meetings offered by experienced guild members or local knitting teachers. In addition, we work for charitable causes, group projects and go on fun field trips. From time to time, we invite National teachers to have workshops for us. These workshops allow for a more intensive study of design or technique.

We meet at St. Luke's Presbyterian Church, 10 Bayview Drive, San Rafael, CA 94901.

## Volunteers

*Marin Fair Liaison* – Elaine Johnson

*Website & Yahoo! List* – Nazee Fard

*Name Tags* – Dana Dunn

*Church Liaison* – Leona Thoeleck

