

Marin Knitters Guild Newsletter



NOVEMBER 2014



MARIN KNITTERS' GUILD

NOVEMBER 8, 2014 MEETING MINUTES

The meeting was called to order by Acting President, Nazee Fard. Fourteen members and 1 guest – Kelli Hudson - attended.

TREASURER'S REPORT

There was no treasurer's report for this meeting.

CHARITY REPORTS AND DONATIONS

Carita is collecting 6-inch squares of washable knitted or crocheted squares which will be put together and made into afghans or blankets for the Valley Children's home.

Radhika is collecting scarves and hats for the St. Anthony's Scarf drive. Members are requested to bring their donated scarves to the December meeting. All donated scarves and hats need to be ready for delivery by December 21, 2014.

MEDIA

Amy Herzog, author of the book "Knit to Flatter" is going to be at the Asilomar State Beach and Conference Grounds in Pacific Grove for a 3-day workshop from May 1-4, 2015. The classes will be held by Amy, Clara Parks, Fiona Ellis and Stephanie Pearl-McPhee. Register as soon as possible



In Stitches











Knitting has always been a traditionally female handcraft. True or False?

False: Most historians agree that knitting originated with male Arabian sailors and was basically a male-only craft until fairly recently in its history. In many non-western cultures knitting has remained prominent amongst men and is now considered a unisex hobby.

NOVEMBER PROGRAM

The November program was Tricks of the Trade and members shared some tips.

-  Elaine uses "O" rings for markers that she gets from Harbor Freight in San Rafael.
-  Carita shared the following tips:
 - A toothbrush holder that could hold double-pointed needles
 - Colored markers from the Dollar Store.
 - A Dollar bill measures 6 inches
 - She wears a braid around the neck with small pockets sewn in the end to hold scissors and needles
 - A teapot without a lid can hold a ball of yarn with the end coming out of the spout
-  Linda had the following pointers:
 - Use an elastic ribbon to prevent an inadvertent moebius
 - Use an extension ruler for measuring
 - She recommends blocking squares
-  Phyllis uses a special brush for mohair and pilling. She also uses a 6" ruler and a ribbon around her neck holding the scissors
-  Lois recommends the stitch gauge (**Calc-O-Knit**), needle gauge and hanging circular Needle container from Knit Picks.
-  Christine Joly uses SuperGlue if her interchangeables come apart. She also uses a magnifier glass that she purchased from Flax Art Supply.
-  Elaine recommends Addi Turbo needles
-  Other tips included using a magnetic board and an Ott light.



SHOW & TELL

There were many beautiful items that members shared at the meeting.

- Ann brought a beautiful scarf
- Marnie shared a lace stitch vest
- Elaine showed hats made from different colors and a feather and fan cowl.
- Linda brought a large tartan scarf that she designed and a multi-colored crescent shawl. She also shared a brioche jacket done on fine needles.
- Gail had knitted a cowl using 9 colors
- Ariane brought a cowl to share
- Phyllis shared felted hats, crocheted sweater and a pullover that she made into a cardigan.
- Lois brought a few items – optical illusion socks, intricate slipper socks and a sweater made of doubled kid mohair.
- Sandra had a short sleeve red lace sweater
- Kelli had a knitted fingerless gloves to share
- Toby showed a few chemotherapy hats and infinity scarves
- Christine Joly had knitted an orange shawl
- Jane brought a cable jacket
- Nazee had a triangular scarf with a tassel

FUTURE PROGRAMS

December 13, 2014 meeting – Potluck lunch and yarn exchange. Everyone is requested to bring a dish to share for our Annual Christmas Party.

*Respectfully Submitted,
Ann Van Arnum, Secretary*

“In a ball of yarn is the potential to make a dream that you have come true.”
—Melanie Falick



Carita demonstrating some knitting tools



Linda with her Tartan shawl



Phyllis with felted hats



Lois - Sweater with kid Mohair

2014-15 OFFICERS

Co-Presidents & Co-Vice Presidents

Christine Bo-Linn

Diane Sack

Secretary

Ann Van Arnum

Treasurer

Dana Dunn

Programs Committee

Elaine Johnson

Marilyn Klag

Newsletter

Radhika Sitaraman

E-Mail:

marinknittersguild@yahoo.com

We are on the Web!

www.marinknittersguild.org



MEMBER INFORMATION

MARIN KNITTERS GUILD NEWSLETTER:

Reminder: Please email information for the 2014-2015 *Newsletters* to Radhika Sitaraman. She will publish information on websites, pod casts or blogs on knitting or other related crafts.

MEMBERSHIP: The only requirement for joining our Guild is an interest in knitting and crocheting. New and experienced crafters are equally welcome.

YAHOO GROUPS LIST: Marin Knitters Guild members who are not receiving Yahoo Group emails, should email marinknittersguild@yahoo.com to get on our distribution list.

PHOTOS: Members may access additional Guild photos on our Yahoo! website.



Volunteers

Marin Fair Liaison – Elaine Johnson

Website & Yahoo! List – Nazee Fard

Name Tags – Dana Dunn

Church Liaison – Leona Thoelecke



About Our Organization...

The Marin Knitters' Guild is the official chapter of [TKGA](#) (The Knitting Guild Association) in Marin County, California. The guild was established in 1987 to promote interest in the craft and workmanship of knitting. While our name states Marin Knitters' Guild, today our membership hails from the counties of San Francisco, San Mateo, Solano and Sonoma as well as Marin.

Knitters with all levels of experience are welcome to participate. We encourage beginners to join and learn from the experienced. The Guild draws on talent and expertise of its membership and the knitting and fiber-arts community at large for programs and workshops.

Visitors are welcome to all Marin Knitters' Guild meetings. We ask that you join us with your paid membership on your second meeting, so that we may continue to support our programs. Dues are \$30 annually, payable at the September meeting, and include a monthly newsletter containing the previous meeting's minutes.

We have mini-workshops in most meetings offered by experienced guild members or local knitting teachers. In addition, we work for charitable causes, group projects and go on fun field trips. From time to time, we invite National teachers to have workshops for us. These workshops allow for a more intensive study of design or technique.

We meet at St. Luke's Presbyterian Church, 10 Bayview Drive, San Rafael, CA 94901.